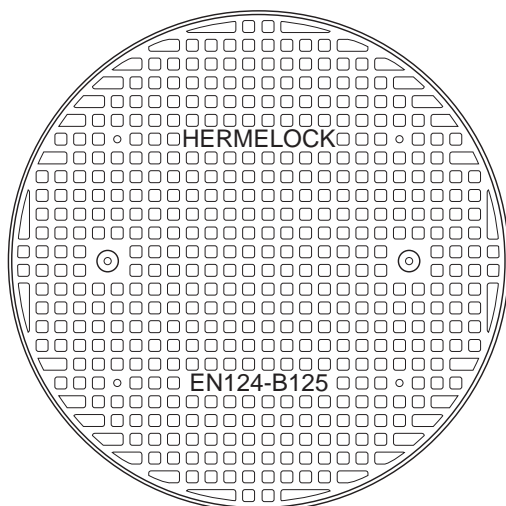
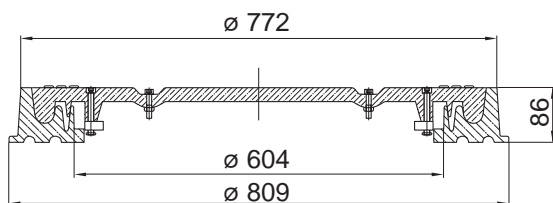


HE700RB

Cover with frame



REFERENCE	KG		CLASS
	COVER	TOTAL	
HE700RB	17,6	26,1	B 125

How to open the manhole cover:

In order to open the manhole cover, the cover has to be unbolted first. This can be done by unscrewing anticlockwise the Allen screws, until an impact is felt.

Now the cover can be opened.

To close, proceed in the opposite way:

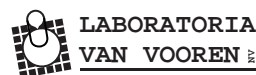
Place the cover into the frame and keep on screwing the Allen screws clockwise until a resistance is felt and the cover remains bolted into its frame.

Specifications of Hermelock manhole covers

Hermelock manhole covers are made of Polyurethane, reinforced with fibreglass with matching frame made of reinforced Polypropylene, characterised by:

- A bolting system.
- A smell-proof sealing (Double siphoning system)
- Resisting loads according to the standards EN-124 class B-125
- Colour : BLACK
- A supplementary sealing made of NBR rubber *
- Key: KE1

* To be mentioned only if hermetical sealing for liquids and gas is required : HERMELOCK-S



RAILINFRASTRUCTURE
CORPORATION